

Sturdy and practical.

for
tools and accessories



The cost-effective universal cabinets for warehouse and workshop 206

- Sturdy steel construction with high-quality enamel coating
- Zinc-plated shelves
- The **Ergo-Lock 4.0** grip lock (three-bolt) with 2 keys and optional exchangeable cylinder
- Doors on bolt hinges, door opening angle of approx. 110°
- Complete product line (different heights, dimension variants and shelf/drawer configurations for any requirement)
- Drawers coated light gray
- Drawers on wear-resistant guide slide bearing, 4/5 extensible

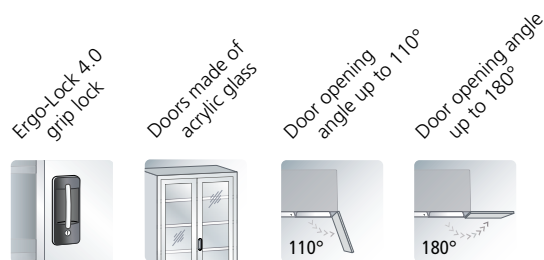
for
heavy-duty purposes



loads of up to **700 kg**

The heavy-duty tool and equipment cabinets 226

- Sturdy steel construction with high-quality enamel coating
- Complete product line (different dimension variants and interior fittings for any requirement)
- The **Ergo-Lock 4.0** grip lock (three-bolt) with 2 keys and optional exchangeable cylinder
- Doors on external hinges, approx. 180° opening angle



	Ergo-Lock 4.0 grip lock	Doors made of acrylic glass	Door opening angle up to 110°	Door opening angle up to 180°
Universal cabinets for warehouse and workshop	●	-	●	optional / ●
Hinged-door cabinets for heavy-duty purposes	●	-	-	●
Hinged-door cabinets with viewing windows	●	●	-	●
Hazardous substance cabinets	●	-	●	optional
Hinged-door cabinets with open-front containers	●	-	-	optional

Hinged-door cabinets

with viewing windows

as hazardous substance cabinets

with open-front containers



Hinged doors

with a view 230

- Sturdy steel construction with high-quality enamel coating
- Zinc-plated shelves
- The **Ergo-Lock 4.0** grip lock (three-bolt) with 2 keys and optional exchangeable cylinder
- Doors on external hinges, approx. 180° opening angle
- Different dimension variants and occasional cabinets
- Steel doors with viewing windows made of acrylic glass for a direct view

The safe cabinets for storing water-polluting substances 234

- Protection against high consequential costs!
- Sturdy steel construction with high-quality enamel coating
- Trays made of zinc-plated steel or polyethylene
- The **Ergo-Lock 4.0** grip lock (three-bolt) with 2 keys and optional exchangeable cylinder
- Different dimension variants and occasional cabinets

The pros for small parts 236

- Sturdy steel construction with high-quality enamel coating
- Zinc-plated shelves
- The **Ergo-Lock 4.0** grip lock (three-bolt) with 2 keys and optional exchangeable cylinder
- Open-front containers in professional quality
- Complete product line (different heights, dimension variants and container hardware for any requirement)

Product line Width	Product line Depth	Product line Height	Zinc-plated shelves	Tray zinc-plated/plastic	Shelf load capacity (kg)	Drawer bearing load (kg)	Bay load (kg)	For water-polluting substances	Open-front containers
●	●	●	●	-	70-110	25	450	-	-
●	●	●	●	-	110	-	700	-	-
●	●	●	●	-	70-110	-	450	-	-
●	-	●	-	●	70	-	450	●	-
●	●	●	●	-	50	50	450	-	●

The new Ergo-Lock 4.0

Making a good solution even better!



Outstanding operating safety, wear resistance, and an attractive appearance have always characterized the patent-pending “Ergo-Lock” grip lock from C+P. The **“simply push shut to close”** feature in particular has already made the work of hundreds of thousands of users easier. But that wasn't enough for us.

We're going one better with the new **Ergo-Lock 4.0!**

The new Ergo-Lock 4.0 offers:

- **An even higher-quality appearance – current and contemporary**
Fits in with any room and gives your cabinet a distinctive look.
- **“Simply push shut to close” mechanism (patent-pending)**
Only with a C+P solution can you still close the cabinet when your hands are full.
- **Removable core cylinder, subsequent replacement, simultaneous locking – everything is possible!**
Remain open to future change and safeguard the security of your investment.
- **Matching locking systems with PIN codes or matching-lock transponders**
Depending on your security requirements, you can opt for PIN codes or transponders with the same design instead of keys. As a complete, electronic offline lock, the Ergo-Lock 4.0 offers full state-of-the-art features.

Key advantage:

Our new **Ergo-Lock 4.0** is compatible with the installation opening of the predecessor model used since 2013. You can therefore upgrade your existing cabinet to the new **Ergo-Lock 4.0** even at a later stage!



Video at:
www.cp.de/ergo-lock

Whether you use it as a key lock or with PIN codes or transponders – the Ergo-Lock 4.0 product range offers the right system to suit every requirement.





Opt for security and access control to suit your particular needs:



Mechanical locking system

- 2 keys per lock
- Standard design for all hinged-door tool cabinets
- Easy and convenient to use even when wearing gloves
- Frame in black as standard
- Silver frame available for an additional charge

Additional charge for silver lock frames

+ Order no.-73..

+ Addtl. charge



PIN code lock

- Motor locking bolt
- 4 digits
- 4 to 8-digit codes possible
- Visual functional feedback (green / red)
- Main key code
- Range of application from +5 to +40°C
- Battery suitable for 30,000 openings or approx. 3 years
- Available from the middle of 2019
- Silver frame as standard



Transponder lock

- Motor locking bolt
- MIFARE® DESFire® transponder model
- Can be integrated in existing access control systems
- USB programming interface
- Visual functional feedback (green / red)
- Master code transponder card
- Management software optionally available
- Range of application from +5 to +40°C
- Battery suitable for 30,000 openings or approx. 3 years
- Available from the middle of 2019
- Silver frame as standard

The tool and equipment cabinets offer:

- Sturdy steel construction with high-quality enamel coating
- Wide range of different dimensions for every application
- Improved operating safety, wear resistance, and an attractive ergonomic appearance thanks to the **Ergo-Lock 4.0** grip lock (three-bolt latch) in black with 2 keys
- Door mounting bracket with an opening angle of approx. 110°
- Exterior hinges on request, approx. 180° opening angle
- Central door reinforcement for high stability
- Very flexible arrangement of the interior fittings thanks to adjustability in 15 mm steps
- Load capacity of 25 kg per drawer
- High load capacity of 70 kg per zinc-plated shelf (reinforced shelf can bear loads up to 110 kg), for reinforcements see page 211



Order no. 8920-00



Shelf load capacity
70-110 kg



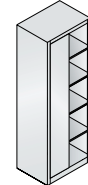
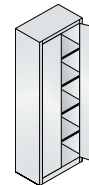
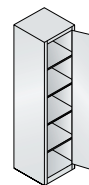
Zinc-plated shelves



Tool and equipment cabinets with viewing window in hinged doors ... **230**

Tool cabinets with hinged doors

with three-bolt grip lock **Ergo-Lock 4.0**



1. Dimensions and design

Width	500	500	700	700	930
Depth	400	500	400	500	400
Height	1950	1950	1950	1950	1950
Interior dimensions HxWxD	1840 x 498 x 353	1840 x 498 x 453	1840 x 698 x 353	1840 x 698 x 453	1840 x 928 x 353
Shelves	4	4	4	4	4
CSC	4	4	5	5	5
Order no.	8900-00	8901-00	8910-00	8911-00	8920-00
Price					

2. Body and door color



Please select (see end of catalog for color overview) **487**

+ Additional shelves



Width x depth	495 x 352	495 x 452	695 x 352	695 x 452	925 x 352
---------------	------------------	------------------	------------------	------------------	------------------



zinc-plated

Thickness 24 mm					
+ Order no.	+ 8900-80	+ 8901-80	+ 8910-80	+ 8911-80	+ 8920-80
+ Unit price					

Tool and equipment cabinets

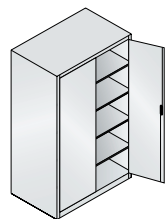
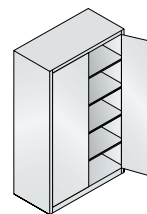
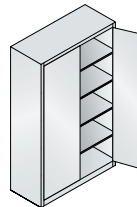
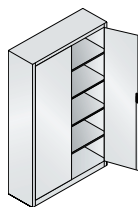
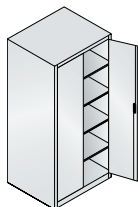
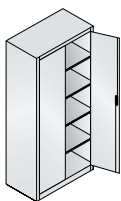
Video at:

www.cp.de/ergo-lock 204

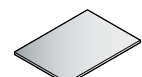
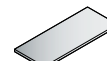
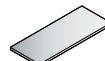
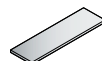
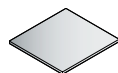


Ergo-Lock 4.0 grip lock

Improved operating safety, wear resistance, and an attractive appearance thanks to the grip lock (3-bolt latch) in black with 2 keys – the door can be closed simply by squeezing the grip lock



1.	930	930	930	1200	1200	1200	1200
	500	600	800	400	500	600	800
	1950	1950	1950	1950	1950	1950	1950
	1840 x 928 x 453	1840 x 928 x 553	1840 x 928 x 753	1840 x 1198 x 353	1840 x 1198 x 453	1840 x 1198 x 553	1840 x 1198 x 753
	4	4	4	4	4	4	4
	5	5	6	6	6	6	6
	8921-00	8922-00	8924-00	8930-00	8931-00	8932-00	8934-00



+	925 x 452	925 x 552	925 x 752	1195 x 352	1195 x 452	1195 x 552	1195 x 752
	+ 8921-80	+ 8922-80	+ 8924-802	+ 8930-80	+ 8931-80	+ 8932-80	+ 8934-802

+ Accessories Locks 221

Workshop shelving



Order no. 8911-02



Order no. 8920-02

Workshop shelving units

Workshop shelving units are cabinets without doors



1. Dimensions and design

Width	500	500	700	700	930
Depth	400	500	400	500	400
Height	1950	1950	1950	1950	1950
Interior dimensions HxWxD	1840 x 498 x 353	1840 x 498 x 453	1840 x 698 x 353	1840 x 698 x 453	1840 x 928 x 353
Shelves	4	4	4	4	4
CSC	3	3	4	4	4
Order no.	8900-02	8901-02	8910-02	8911-02	8920-02
Price					

2. Body color

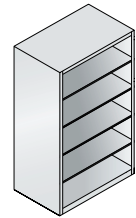
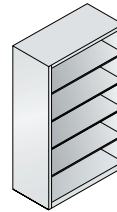
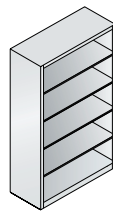
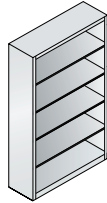
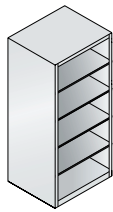
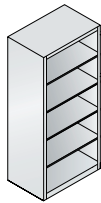
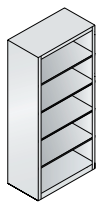


Please select (see end of catalog for color overview)..... **487**

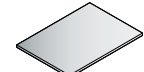
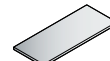
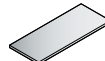
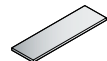
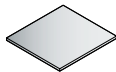
+ Additional shelves

Width x depth	495 x 352	495 x 452	695 x 352	695 x 452	925 x 352
Thickness 24 mm					
+ Order no.	+ 8900-80	+ 8901-80	+ 8910-80	+ 8911-80	+ 8920-80
+ Unit price					





1.	930	930	930	1200	1200	1200	1200
	500	600	800	400	500	600	800
	1950	1950	1950	1950	1950	1950	1950
	1840 x 928 x 453	1840 x 928 x 553	1840 x 928 x 753	1840 x 1198 x 353	1840 x 1198 x 453	1840 x 1198 x 553	1840 x 1198 x 753
	4	4	4	4	4	4	4
	4	4	5	5	5	5	5
	8921-02	8922-02	8924-02	8930-02	8931-02	8932-02	8934-02



+	925 x 452	925 x 552	925 x 752	1195 x 352	1195 x 452	1195 x 552	1195 x 752
	+ 8921-80	+ 8922-80	+ 8924-802	+ 8930-80	+ 8931-80	+ 8932-80	+ 8934-802

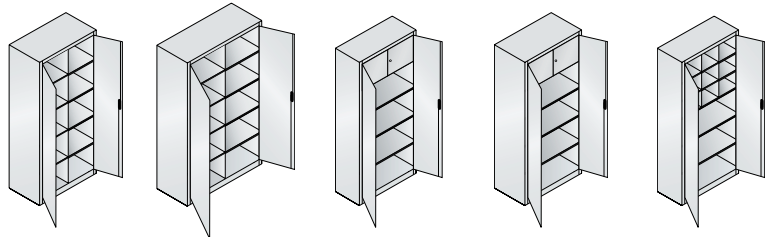


Order no. 8920-314

Tool and equipment cabinets with hinged doors

with different interior fittings

with three-bolt grip lock **Ergo-Lock 4.0**



1. Dimensions and design

Width	930	1200	930	930	930	
Depth	500	500	400	500	400	
Height	1950	1950	1950	1950	1950	
Interior dimensions HxWxD	1840 x 460 x 450	1840 x 595 x 450	1840 x 928 x 353	1840 x 928 x 453	1840 x 928 x 353	
Two-door security compartment H x W x D	-	-	1 335 x 755 x 335	1 335 x 755 x 435	-	
Shelves	8	8	3	3	2	
Description	with center partition	with center partition	Security compartment with cylinder lock	Security compartment with cylinder lock	9 compartments at top adjustable in width	
CSC	5	6	5	5	5	
Order no.	8921-311	8931-311	8920-313	8921-313	8920-314	
Price						

+ Additional shelves

Width x depth	459 x 449	594 x 449	925 x 352	925 x 452	925 x 352	
Thickness 24 mm						
+ Order no.	+ 8921-3707	+ 8931-3707	+ 8920-80	+ 8921-80	+ 8920-80	
+ Unit price						



2. Body and door color



Please choose (see end of catalog for color overview) **487**

+ External door hinges

Door opening angle	180°
+ Order no.	+...-...5
+ Addtl. charge	

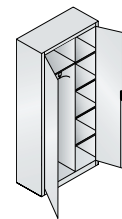
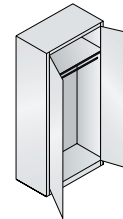
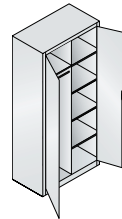
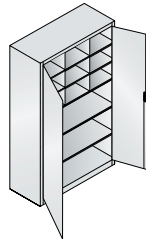
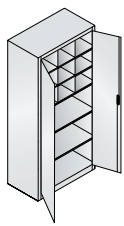
Tool and equipment cabinets



Order no. 8921-311



Order no. 8920-313



1.	930	1200	1200	930	930	930
	500	400	500	500	500	400
	1950	1950	1950	1950	1950	1950
	1840 x 928 x 453	1840 x 1198 x 353	1840 x 1198 x 453	1840 x 460 x 450	1840 x 928 x 453	1840 x 375 x 350
	-	-	-	-	-	-
	2	2	2	4 on right	-	4 on right
	9 compartments at top adjustable in width	9 compartments at top adjustable in width	9 compartments at top adjustable in width	with center partition, storage shelf on the left with wardrobe rail (without coat hangers)	Storage shelf on the inside with wardrobe rail (without coat hangers)	with partition, storage shelf on the left with fully extendable wardrobe rail (without coat hangers), filing section approx. 380 mm wide, clothing section approx. 550 mm wide
	5	6	6	5	5	5
	8921-314	8930-314	8931-314	8921-312	9280-088	8920-312

+ Width x depth	925 x 452	1195 x 352	1195 x 452	459 x 449	925 x 452	375 x 349
Thickness 24 mm						
+ Order no.	+ 8921-80	+ 8930-80	+ 8931-80	for right side + 8921-3707	+ 1050-80	for right side + 8920-3707
+ Unit price						



+ Reinforced shelf

Load capacity per shelf
+ Order no.
+ Addtl. charge

1 reinforcement:
approx. 90 kg
+....-801

2 reinforcements:
approx. 110 kg
+....-802

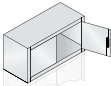
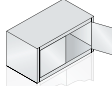
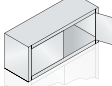
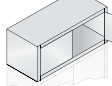
Top, hanging, and occasional cabinets



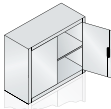
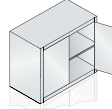
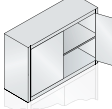
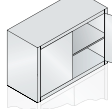
Top cabinets with hinged doors

with three-bolt grip lock **Ergo-Lock 4.0**, incl. accessories for mounting to base cabinet

1. Dimensions and design

				
Width	930	930	1200	1200
Depth	400	500	400	500
Height	500	500	500	500
Interior dimensions HxWxD	440 x 928 x 353	440 x 928 x 453	440 x 1198 x 353	440 x 1198 x 453
Shelves	-	-	-	-
CSC	3	3	3	3
Order no.	9264-000	9284-000	9464-000	9484-000
Price				

1. Dimensions and design

				
Width	930	930	1200	1200
Depth	400	500	400	500
Height	790	790	790	790
Interior dimensions HxWxD	730 x 928 x 353	730 x 928 x 453	730 x 1198 x 353	730 x 1198 x 453
Shelves	1	1	1	1
CSC	3	3	3	3
Order no.	9265-009	9285-009	9465-009	9485-009
Price				

+ Wall mounting Customer must provide wall mounting for top cabinets



2. Body and door color

 Please select (see end of catalog for color overview) 487

Hanging cabinet/Hanging shelf

e.g. for hanging above the workbench, doors on hinge pins, cabinet with three-bolt grip lock **Ergo-Lock 4.0**

1. Dimensions and shelf material

		
Width	700	700
Depth	300	300
Height	830	830
Interior dimensions HxWxD	770 x 695 x 250	770 x 695 x 250
Shelves	3	3
CSC	3	2
Order no.	134013-22	134013-02
Price		



Order no. 134013-22

2. Body and door color

Available in the following colors. Please select (see end of catalog) 487

Light gray	Black gray	Reseda green	Gentian blue	Water blue
RAL 7035	RAL 7021	RAL 6011	RAL 5010	RAL 5021
				



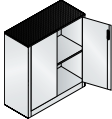
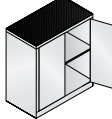
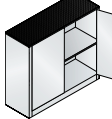
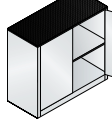
Order no. 8820-000

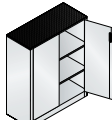
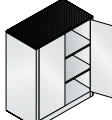
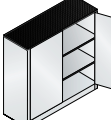



Order no. 8831-000


Occasional cabinets with hinged doors

with three-bolt grip lock **Ergo-Lock 4.0**, with corrugated rubber mat





1. Dimensions and design					
Width		930	930	1200	1200
Depth		400	500	400	500
Height		1000	1000	1000	1000
Interior dimensions HxWxD		855 x 928 x 353	855 x 928 x 453	855 x 1198 x 353	855 x 1198 x 453
Shelves		1	1	1	1
CSC		3	3	3	3
Order no.		8820-000	8821-000	8830-000	8831-000
Price					

1. Dimensions and design					
Width		930	930	1200	1200
Depth		400	500	400	500
Height		1200	1200	1200	1200
Interior dimensions HxWxD		1055 x 928 x 353	1055 x 928 x 453	1055 x 1198 x 353	1055 x 1198 x 453
Shelves		2	2	2	2
CSC		4	4	4	4
Order no.		8520-000	8521-000	8530-000	8531-000
Price					


+ Occasional cabinets simultaneous locking + Order no. + 8900-7211 + Addtl. charge

2. Body and door color  Please select (see end of catalog for color overview) 487

+ Additional shelves 207

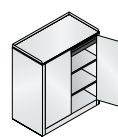
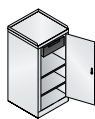
+ Tops					
made of MCPB, with corrugated rubber mat instead of steel top section					
for cabinet width		930	930	1200	1200
Depth		400	500	400	500
Thickness 25 mm					
+ Order no.		+ 1124-0000	+ 1124-1000	+ 2016-000	+ 2017-000
+ Addtl. charge					



+ Top decor  Please select (see end of catalog for color overview) 487

Occasional cabinets with hinged doors

on hinge pins, adjustable zinc-plated shelves



1. Dimensions and design

	500	940
Width	500	500
Depth	500	500
Height (incl. raised edge)	1000 (approx. 1020)	1000 (approx. 1020)
Interior dimensions (under the drawer) HxWxD	790 x 490 x 475	790 x 930 x 475
Drawers	1	1
Drawer interior dimensions HxWxD	70 x 367 x 438	70 x 800 x 438
Shelves	2	2
Description	Door hinged on right, with one-bolt cylinder lock, 1 drawer at top	2 hinged doors with two-bolt cylinder lock, 1 drawer at top
CSC	2	3
Order no.	8721-00	8821-00
Price		

2. Body and door color

Please select (see end of catalog for color overview) **487**



Occasional cabinets



Order no. 8721-00
+ 8750-00 (corrugated rubber mat)



Order no. 8821-00
+ 8850-00 (corrugated rubber mat)




- + 1 set of casters**
for model 8721-00 (2 fixed casters,
2 lockable casters)
to move the cabinet



Diameter of casters	74
+ Order no.	+ 8721-701
+ Unit price	

- + Tabletop lectern**
for model 8721-00, with lockable flap, cylinder lock
and 2 keys



Width x depth	500 x 500	500 x 500	500 x 500
Height	260/80	260/80	260/80
Color	 Light blue RAL 5012	 Reseda green RAL 6011	 Light gray RAL 7035
+ Order no.	+ 8721-71574	+ 8721-71561	+ 8721-71556
+ Unit price			



Order no. 8721-71556

- + Additional shelves**



for cabinet width	500	940
Thickness 24 mm		
+ Order no.	+ 8721-80	+ 8821-80
+ Unit price		



- + Corrugated rubber mat for top**
self-adhesive



for cabinet width	500	940
+ Order no.	+ 8750-00	+ 8850-00
+ Unit price		

Ordering steps: **1** Dimensions and design

2 Body / door color

+ Options

CSC = color surcharge code number

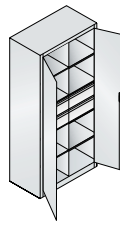
www.cp-furniture.com



215

Tool cabinets with hinged doors

with drawers and shelves,
with three-bolt grip lock **Ergo-Lock 4.0**



1. Dimensions and design

Width	930	1200	930
Depth	500	500	500
Height	1950	1950	1950
Interior dimensions HxWxD	1840 x 928 x 453	1840 x 1198 x 453	1840 x 928 x 453
Shelves	6	6	6
Description	left and right 2 large drawers each	left and right 2 large drawers each	4 small drawers on left, 2 large drawers on right
Drawer interior dimensions HxWxD*	125 x 367 x 438	125 x 502 x 438	70/125 x 367 x 438
CSC	9	10	9
Order no.	8921-3042	8931-3042	8921-3041
Price			

2. Body and door color



Please select (see end of catalog for color overview) **487**

+ Additional shelves



for cabinet width	930	1200
Width x depth	459 x 449	594 x 449



Thickness 24 mm
+ Order no.
+ Unit price

+ 8921-3707


+ 8931-3707

+ Extensible tray on request



+ External door hinges

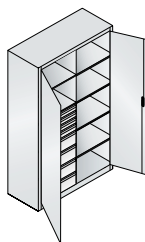
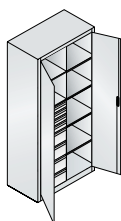
Door opening angle	180°
+ Order no.	+5
+ Addtl. charge	



Ordering steps:

1. Dimensions and design
2. Body and door color
- + Options

Tool and equipment cabinets



1.

1200	930	1200
500	500	500
1950	1950	1950
1840 x 1198 x 453	1840 x 928 x 453	1840 x 1198 x 453
6	6	6
4 small drawers on left, 2 large drawers on right	4 small drawers and 4 large drawers on left	4 small drawers and 4 large drawers on left
70/125 x 502 x 438	70/125 x 367 x 438	70/125 x 502 x 438
10	10	11
8931-3041	8921-305	8931-305

*Panel height 82 or 170 mm



Order no. 8921-3041



Order no. 8921-3716

+ Drawer tidies

Plastic boxes for small parts, approx. 54 mm high

Zinc-plated separators, approx. 68 mm high



for cabinet width
+ Order no.
+ Price

930
+ 8921-3713

1200
+ 8931-3713

930
+ 8921-3716

1200
+ 8931-3716

+ Drawer block

Generally in light gray RAL 7035

with 2 large drawers (from model 8921/31-3042)

with 4 small drawers (from model 8921/31-3041)



for cabinet width
Drawer panel height
+ Order no.
+ Price

930
approx. 170
+ 8921-3723

1200
approx. 170
+ 8931-3723

930
approx. 82
+ 8921-3722

1200
approx. 82
+ 8931-3722



Order no. 8921-700

+ Foam rubber mat

to be inserted into the drawer



for cabinet width
Depth
+ Order no.
+ Unit price

930
500
+ 8921-700

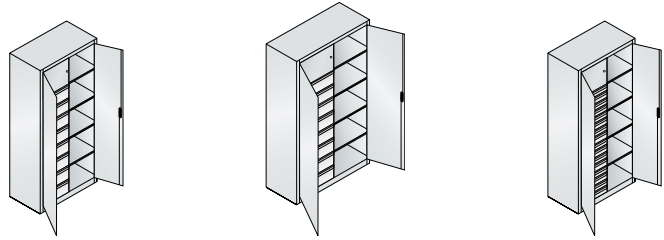
1200
500
+ 8931-700

+ Accessories

Locks 221

Tool cabinets with hinged doors

with security compartments,
drawers, and shelves,
with three-bolt grip lock **Ergo-Lock 4.0**



1. Dimensions and design

	930	1200	930
Width	930	1200	930
Depth	500	500	500
Height	1950	1950	1950
Interior dimensions H x W x D	1840 x 928 x 453	1840 x 1198 x 453	1840 x 928 x 453
Shelves	4	4	4
Description	1 security compartment with cylinder lock on left, 8 large drawers	1 security compartment with cylinder lock on left, 8 large drawers	1 security compartment with cylinder lock on left, 16 small drawers
Security compartment dimensions H x W x D	400 x 376 x 460	400 x 511 x 460	400 x 376 x 460
Drawer interior dimensions H x W x D*	125 x 367 x 438	125 x 502 x 438	70 x 367 x 438
CSC	10	11	10
Order no.	8921-306	8931-306	8921-301
Price			

2. Body and door color



Please select (see end of catalog for color overview) **487**

+ Additional shelves

	930	1200
for cabinet width		
Width x depth	459 x 449	594 x 449
Thickness 24 mm		
+ Order no.	+ 8921-3707	+ 8931-3707
+ Unit price		



+ Extensible tray on request

+ Drawer tidies

Plastic boxes for small parts,
approx. 54 mm high

Zinc-plated separators,
approx. 68 mm high



for cabinet width
+ Order no.
+ Price

930
+ 8921-3713

1200
+ 8931-3713

930
+ 8921-3716

1200
+ 8931-3716



Order no. 8921-3716

+ Drawer block

Generally
in light gray
RAL 7035

with 2 large drawers
(from model 8921/31-3042)

with 4 small drawers
(from model 8921/31-3041)



for cabinet width
Drawer
panel height
+ Order no.
+ Price

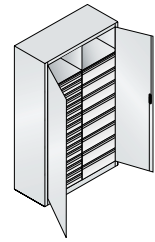
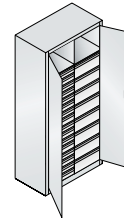
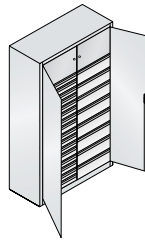
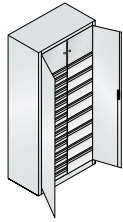
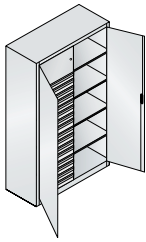
930
approx. 170
+ 8921-3723

1200
approx. 170
+ 8931-3723

930
approx. 82
+ 8921-3722

1200
approx. 82
+ 8931-3722

Tool and equipment cabinets




1.	1200	930	1200	930	1200
	500	500	500	500	500
	1950	1950	1950	1950	1950
	1840 x 1198 x 453	1840 x 928 x 453	1840 x 1198 x 453	1840 x 928 x 453	1840 x 1198 x 453
	4	-	-	-	-
	1 security compartment with cylinder lock below, 16 small drawers	1 security compartment at left and right respectively, with cylinder lock, 16 small drawers on the left, 8 large drawers on the right	1 security compartment at left and right respectively, with cylinder lock, 16 small drawers on the left, 8 large drawers on the right	1 compartment at top left and right respectively, 16 small drawers on the left, 8 large drawers on the right	1 compartment at top left and right respectively, 16 small drawers on the left, 8 large drawers on the right
	400 x 511 x 460	400 x 376 x 460	400 x 511 x 460	400 x 376 x 460	400 x 511 x 460
	70 x 502 x 438	70/125 x 367 x 438	70/125 x 502 x 438	70/125 x 367 x 438	70/125 x 502 x 438
	11	11	12	11	12
	8931-301	8921-302	8931-302	8921-303	8931-303

* Panel height 82 or 170 mm



+ Foam rubber mat

to be inserted into the drawer



	930	1200
for cabinet width		
Depth	500	500
+ Order no.	+ 8921-700	+ 8931-700
+ Unit price		



+ External door hinges

Door opening angle	180°
+ Order no.	+5
+ Addtl. charge	

+ Accessories Locks 221

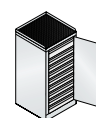
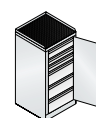


Order no. 8921-3042



Occasional cabinets with drawers

with hinged doors and three-bolt grip lock **Ergo-Lock 4.0**, incl. corrugated rubber mat for top and raised edge



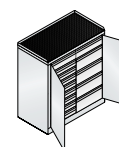
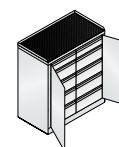
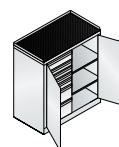
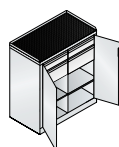
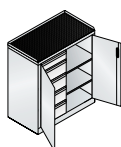
1. Dimensions and design

	500	500	500	500
Width	500	500	500	500
Depth	500	500	500	500
Height (incl. raised edge)	1000 (1020)	1000 (1020)	1000 (1020)	1000 (1020)
Interior dimensions H x W x D	855 x 376 x 460	855 x 376 x 460	855 x 376 x 460	855 x 376 x 460
Shelves	1	-	-	-
Drawers 82 mm	1	-	2	8
Drawers 125 mm	1	1	1	1
Drawers 170 mm	-	4	3	-
Drawer interior dimensions H x W x D*	70/115 x 367 x 438	115/125 x 367 x 438	70/115/125 x 367 x 438	70/115 x 367 x 438
CSC	6	8	8	9
Order no.	8721-302	8721-306	8721-305	8721-303
Price				

* Panel height 82, 125, or 170 mm.

Occasional cabinets with drawers

with hinged doors and three-bolt grip lock **Ergo-Lock 4.0**, incl. corrugated rubber mat for top and raised edge



1. Dimensions and design

	930	930	930	930	930
Width	930	930	930	930	930
Depth	500	500	500	500	500
Height (incl. raised edge)	1000 (1020)	1000 (1020)	1000 (1020)	1000 (1020)	1000 (1020)
Interior dimensions H x W x D	855 x 460 x 449	855 x 460 x 449	855 x 460 x 449	855 x 460 x 449	855 x 460 x 449
Shelves	2	2	2	-	-
Drawers 82 mm	-	2	4	-	8
Drawers 125 mm	1	2	1	2	2
Drawers 170 mm	4	-	2	8	4
Drawer interior dimensions H x W x D*	115/125 x 367 x 438	70/115 x 367 x 438	70/115/125 x 367 x 438	115/125 x 367 x 438	70/115/125 x 367 x 438
CSC	8	7	8	9	10
Order no.	8821-308	8821-302	8821-303	8821-306	8821-305
Price					

* Panel height 82, 125, or 170 mm.

2. Body and door color



Please select (see end of catalog for color overview) **487**

Tool and equipment cabinets



+ Drawer tidies

Plastic boxes for small parts, approx. 54 mm high, for models 87/8821-3...



for cabinet width
+ Order no.
+ Price

930
+ 8921-3713

Zinc-plated separators, approx. 68 mm high, for models 87/8821-3...



930
+ 8921-3716



Order no. 8821-308



+ Foam rubber mat

to be inserted into the drawer



for cabinet width
Depth
+ Order no.
+ Unit price

930
500
+ 8921-700



Order no. 8721-305

+ Additional shelves

zinc-plated



For cabinet side
Width x depth

with shelves and drawers
376 x 460

only with shelves
459 x 449

Thickness 24 mm

+ Order no.

+ 8921-3706

+ 8921-3707

+ Unit price

Keys and locks for tool and equipment cabinets



Ergo-Lock 4.0 lock

8900-721

Ergo-Lock 4.0 lock with master key system

8900-723

Matching master key

8900-7131

Ergo-Lock 4.0 with simultaneous locking

8900-7211

Ergo-Lock 4.0 with lock no. upon request (longer delivery times)

...-...99

Single/spare key

0004-11

Single/spare key for master key system

0005-10

Single/spare key for security compartment

0006-50

Order no.

Unit price

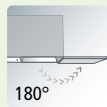
+ Addtl. charge

* when ordered with cabinet

Extra-large tool cabinets

The extra-large tool cabinets offer:

- Sturdy steel construction with high-quality enamel coating
- Different dimension variants (2 widths, 2 heights, 3 depths)
- Improved operating safety, wear resistance, and an attractive appearance thanks to the **Ergo-Lock 4.0** grip lock (three-bolt latch) in black with 2 keys
- 3 drawers with telescopic rail guide, fully extendible, 50 kg load capacity/drawer
- Mounted on door with external hinges, approx. 180° opening angle
- Very flexible arrangement of the interior fittings thanks to adjustability in 15 mm steps
- High load capacity of 70 kg per zinc-plated shelf (reinforced shelf can bear loads up to 110 kg), for reinforcements see right-hand page at the bottom



Door opening angle of 180°



Shelf load capacity 70-110 kg



Zinc-plated shelves



Ergo-Lock 4.0 grip lock

Improved operating safety, wear resistance, and an attractive appearance thanks to the grip lock (3-bolt latch) in black with 2 keys – the door can be closed simply by squeezing the grip lock

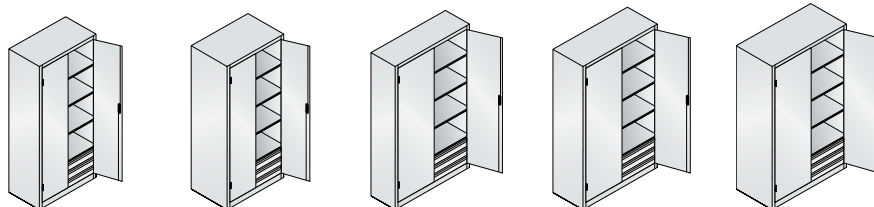
Video at: www.cp.de/ergo-lock



also see page..... 204

Extra-large tool cabinets

with doors on external hinges (door opening angle of 180°), wall mounting necessary when drawers bear loads

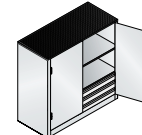
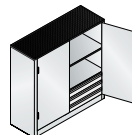


1. Dimensions and design

Width	930	930	1200	1200	1200
Depth	500	600	400	500	600
Height	1950	1950	1950	1950	1950
Interior dimensions HxWxD	1435 x 928 x 453	1435 x 928 x 553	1435 x 1198 x 353	1435 x 1198 x 453	1435 x 1198 x 553
Shelves	4	4	4	4	4
Drawers	3	3	3	3	3
Drawer interior dimensions HxWxD	100 x 730 x 440	100 x 730 x 440	100 x 1000 x 330	100 x 1000 x 440	100 x 1000 x 440
CSC	8	8	9	9	9
Order no.	8921-503	8922-503	8930-503	8931-503	8932-503
Price					

Extra-large occasional cabinets

with doors on external hinges (door opening angle of 180°), with corrugated rubber mat, wall mounting necessary when drawers bear loads



1. Dimensions and design

Width	930	1200	1200
Depth	500	400	500
Height	1000	1000	1000
Interior dimensions HxWxD	450 x 928 x 453	450 x 1198 x 353	450 x 1198 x 453
Shelves	2	2	2
Drawers	3	3	3
Drawer interior dimensions HxWxD	100 x 730 x 440	100 x 1000 x 330	100 x 1000 x 440
CSC	3	3	3
Order no.	8821-5035	8830-5035	8831-5035
Price			

2. Body and door color



Please select (see end of catalog for color overview)..... 487



Order no. 8931-503
+ 8931-5713 (Drawer tidies/plastic boxes)



Order no. 8831-5035
+ 8931-5713 (Drawer tidies/plastic boxes)

+ Additional shelves

for cabinet width	930	930	1200	1200	1200
Depth	500	600	400	500	600
zinc-plated	Thickness 24 mm + Order no. + 8921-80 + Unit price	+ 8922-80	+ 8930-80	+ 8931-80	+ 8932-80

+ Drawer tidies

Plastic boxes for small parts, approx. 63 mm tall

for cabinet width	930	1200	1200
for cabinet depth	500/600	400	500/600
Boxes	4x 162 x 108 mm, 8x 108 x 108 mm, 16x 54 x 54 mm, 16x 108 x 54 mm	6x 162 x 108 mm, 6x 108 x 108 mm, 12x 54 x 54 mm, 18x 108 x 54 mm	8x 162 x 108 mm, 8x 108 x 108 mm, 16x 54 x 54 mm, 24x 108 x 54 mm
+ Order no.	+ 8921-5713	+ 8930-5713	+ 8931-5713
+ Price			



+ Reinforced shelf



Load capacity per shelf	1 reinforcement: approx. 90 kg	2 reinforcements: approx. 110 kg
+ Order no.	+801	+802
+ Addtl. charge		

+ Additional accessories Foam rubber mats etc. 225

CSC = color surcharge code number



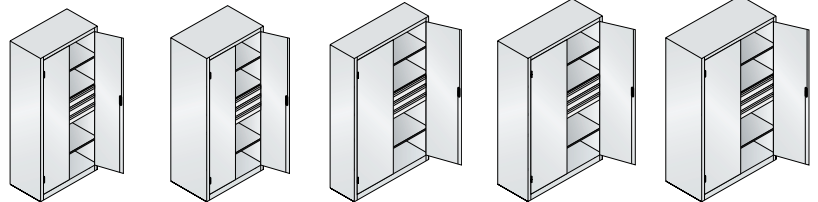


Order no. 8931-5030



Extra-large tool cabinets

with hinged doors on external hinges (door opening angle 180°), 3 drawers with telescopic rail guide, fully extensible in center, 50 kg load capacity/drawer, wall mounting necessary when drawers bear loads



1. Dimensions and design

Width	930	930	1200	1200	1200
Depth	500	600	400	500	600
Height	1950	1950	1950	1950	1950
Shelves	3	3	3	3	3
Drawers	3	3	3	3	3
Drawer interior dimensions HxWxD	100 x 730 x 440	100 x 730 x 440	100 x 1000 x 330	100 x 1000 x 440	100 x 1000 x 440
CSC	8	8	9	9	9
Order no.	8921-5030	8922-5030	8930-5030	8931-5030	8932-5030
Price					

+ Additional shelves

Width x depth	925 x 452	925 x 552	1195 x 352	1195 x 452	1195 x 552
Thickness 24 mm					
+ Order no.	+ 8921-80	+ 8922-80	+ 8930-80	+ 8931-80	+ 8932-80
+ Unit price					



2. Body and door color



Please select (see end of catalog for color overview).....

487



+ Reinforced shelf

Load capacity per shelf
+ Order no.
+ Addtl. charge


1 reinforcement:
approx. 90 kg
+-801

2 reinforcements:
approx. 110 kg
+-802

Extra-large tool cabinets




+ Drawer tidies
Plastic boxes for small parts, 63 mm high



for cabinet width	930	1200	1200
Depth	500/600	400	500/600
Boxes	4x 162 x 108 mm 8x 108 x 108 mm 16x 54 x 54 mm 16x 108 x 54 mm	6x 162 x 108 mm 6x 108 x 108 mm 12x 54 x 54 mm 18x 108 x 54 mm	8x 162 x 108 mm 8x 108 x 108 mm 16x 54 x 54 mm 24x 108 x 54 mm
+ Order no.	+ 8921-5713	+ 8930-5713	+ 8931-5713
+ Unit price			




+ Drawer tidies
with zinc-plated separators, approx. 68 mm high



for cabinet width	930	1200	1200
Depth	500/600	400	500/600
Compartments (vertically adjustable)	2x 134 x 420 mm 12x 95 x 110/199 mm	2x 161 x 315 mm 18x 95 x 57/199 mm	2x 161 x 420 mm 18x 95 x 110/199 mm
+ Order no.	+ 8921-5718	+ 8930-5718	+ 8931-5718
+ Unit price			

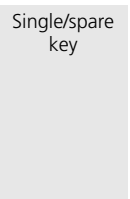
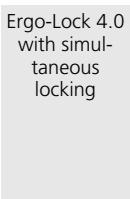
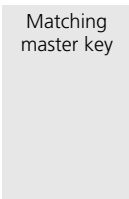
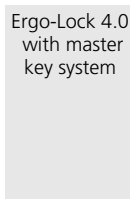



+ Foam rubber mat
to be inserted into the drawer



for cabinet width	930	1200	1200
Depth	500/600	400	500/600
+ Order no.	+ 8921-701	+ 8930-701	+ 8931-701
+ Unit price			

Keys and locks for tool and equipment cabinets



Further additional charges

Additional charge for silver lock frames	Additional charge for lock with lock no. upon request (longer delivery times)	Single/spare key
....-73..	...-...99	0005-10

Order no.	8900-721	8900-723	8900-7131	8900-7211	0004-11-73..	...-...99	0005-10
Unit price								
+ Addtl. charge								

* when ordered with cabinet



The cabinets for heavy-duty purposes offer:

- Sturdy steel construction with high-quality enamel coating
- Different dimension variants (3 widths, 3 heights)
- Mounted on door with external hinges, approx. 180° opening angle
- Door reinforcement for high stability and concealed locking rod
- Very flexible arrangement of the interior fittings thanks to adjustability in 15 mm steps
- **High load capacity** of each zinc-plated shelf: **110 kg**
- **Bay load: 700 kg**

Ergo-Lock 4.0 grip lock

Improved operating safety, wear resistance, and an attractive appearance thanks to the grip lock (3-bolt latch) in black with 2 keys – the door can be closed simply by squeezing the grip lock



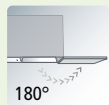
loads of up to **700 kg**

Order no. 8921-052

Video at:
www.cp.de/ergo-lock



also see page..... 204



Door opening angle of 180°



Bay load 700 kg



Shelf load capacity 70-110 kg

Tool cabinets with hinged doors

on external hinges (door opening angle of 180°), incl. three-bolt grip lock **Ergo-Lock 4.0**

1. Dimensions and design

	500	500	930	930	930
Width	500	500	930	930	930
Depth	400	500	400	500	600
Height	1950	1950	1950	1950	1950
Interior dimensions HxWxD	1840 x 498 x 353	1840 x 498 x 453	1840 x 928 x 353	1840 x 928 x 453	1840 x 928 x 553
Shelves	4	4	4	4	4
CSC	4	4	5	5	5
Order no.	8900-052	8901-052	8920-052	8921-052	8922-052
Price					

2. Body and door color



Please select (see end of catalog for color overview)..... 487

+ Additional shelves

Load capacity 110 kg

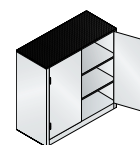
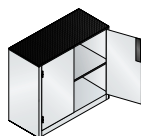
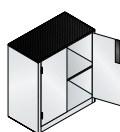
	495 x 352	495 x 452	925 x 352	925 x 452	925 x 552
Width x depth	495 x 352	495 x 452	925 x 352	925 x 452	925 x 552
Thickness 24 mm					
+ Order no.	+ 8900-802	+ 8901-802	+ 8920-802	+ 8921-802	+ 8922-802
+ Unit price					



Heavy-duty tool and equipment cabinets

Occasional cabinets with hinged doors

on external hinges (door opening angle of 180°), incl. three-bolt grip lock Ergo-Lock 4.0 and corrugated rubber mat



1. Dimensions and design		930	1200	930	1200
Width		930	1200	930	1200
Depth		500	500	500	500
Height		1000	1000	1200	1200
Interior dimensions HxWxD		855 x 928 x 453	855 x 1198 x 453	1055 x 928 x 453	1055 x 1198 x 453
Shelves		1	1	2	2
CSC		3	3	3	3
Order no.		8821-052	8831-052	8521-052	8531-052
Price					

+ **Tops**
made of MCPB, with corrugated rubber mat instead of steel top section, select top decor (see end of catalog)



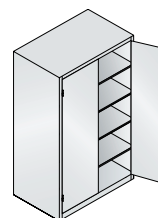
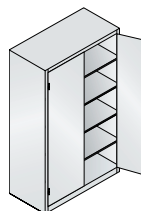
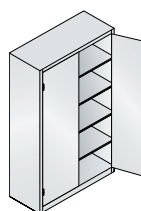
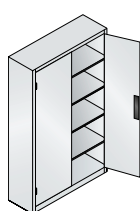
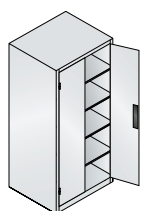
	930	1200
for cabinet width		
Depth	500	500
Thickness 25 mm		
+ Order no.	+ 1124-1000	+ 2017-000
+ Addtl. charge		



Order no. 8521-052

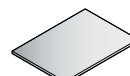
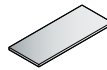
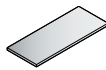
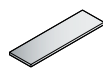
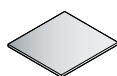


loads of up to **700 kg**



1.	930	1200	1200	1200	1200
	800	400	500	600	800
	1950	1950	1950	1950	1950
	1840 x 928 x 753	1840 x 1198 x 353	1840 x 1198 x 453	1840 x 1198 x 553	1840 x 1198 x 753
	4	4	4	4	4
	5	6	6	6	6
	8924-052	8930-052	8931-052	8932-052	8934-052

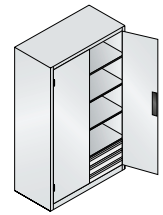
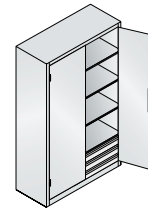
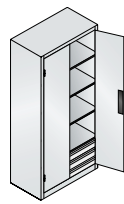
+ **Accessories** Locks 221



+	925 x 752	1195 x 352	1195 x 452	1195 x 552	1195 x 752
	+ 8924-802	+ 8930-802	+ 8931-802	+ 8932-802	+ 8934-802

Extra-large tool cabinets

with doors on external hinges (door opening angle 180°), 3 drawers with telescopic rail guide, fully extensible, 75 kg load capacity/drawer, wall mounting necessary



1. Dimensions and design

Width	930	930	1200	1200
Depth	500	600	500	600
Height	1950	1950	1950	1950
Interior dimensions HxWxD	1435 x 928 x 453	1435 x 928 x 553	1435 x 1198 x 453	1435 x 1198 x 553
Shelves	4	4	4	4
Drawers	3	3	3	3
Drawer interior dimensions HxWxD	100 x 730 x 440	100 x 730 x 440	100 x 1000 x 440	100 x 1000 x 440
CSC	8	8	9	9
Order no.	8921-523	8922-523	8931-523	8932-523
Price				

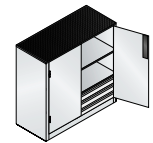
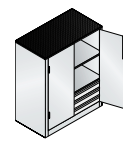


Order no. 8831-5235

loads of up to **700 kg**

Extra-large occasional cabinets

with hinged doors on external hinges (door opening angle 180°), 3 drawers with telescopic rail guide, fully extensible with approx. 75 kg load capacity/drawer, with corrugated rubber mat. Wall mounting necessary



1. Dimensions and design

Width	930	1200
Depth	500	500
Height	1000	1000
Interior dimensions HxWxD	450 x 925 x 453	450 x 1198 x 453
Shelves	2	2
Drawers	3	3
Drawer interior dimensions HxWxD	100 x 730 x 440	100 x 1000 x 440
CSC	3	3
Order no.	8821-5235	8831-5235
Price		



2. Body and door color



Please choose (see end of catalog for color overview) **487**

+ Foam rubber mat

to be inserted into the drawer



for cabinet width	930	1200
Depth	500/600	500/600
+ Order no.	+ 8921-701	+ 8931-701
+ Unit price		

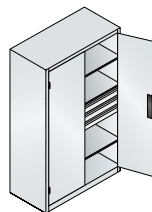
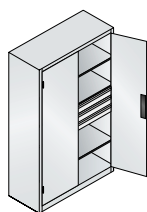
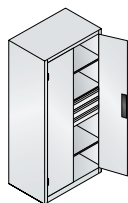
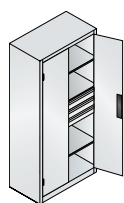
Ordering steps:

1. Dimensions and design

2. Body / door color

+ Options

Extra-large tool cabinets for heavy-duty purposes



1.	930	930	1200	1200
	500	600	500	600
	1950	1950	1950	1950
	1435 x 928 x 453	1435 x 928 x 553	1435 x 1198 x 453	1435 x 1198 x 553
	3	3	3	3
	3	3	3	3
	100 x 730 x 440	100 x 730 x 440	100 x 1000 x 440	100 x 1000 x 440
	8	8	9	9
	8921-5230	8922-5230	8931-5230	8932-5230



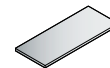
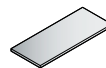
Order no. 8931-523




loads of up to **700 kg**

+ Additional shelves

Load capacity 110 kg



for cabinet width	930	930	1200	1200
Depth	500	600	500	600



Thickness 24 mm
+ Order no.
+ Unit price

+ 8921-802

+ 8922-802

+ 8931-802

+ 8932-802

+ Drawer tidies


Plastic boxes for small parts, 63 mm high



for cabinet width	930	1200
Depth	500/600	500/600
Boxes	4x 162 x 108 mm 8x 108 x 108 mm 16x 54 x 54 mm 16x 108 x 54 mm	8x 162 x 108 mm 8x 108 x 108 mm 16x 54 x 54 mm 24x 108 x 54 mm
+ Order no.	+ 8921-5713	+ 8931-5713
+ Unit price		

+ Drawer tidies

with zinc-plated separators, approx. 68 mm high



for cabinet width	930	1200
Depth	500/600	500/600
Compartments (vertically adjustable)	2x 134 x 420 mm 12x 95 x 110/199 mm	2x 161 x 420 mm 18x 95 x 110/199 mm
+ Order no.	+ 8921-5718	+ 8931-5718
+ Unit price		



Order no. 8931-5230



loads of up to **700 kg**



Video at: www.cp.de/ergo-lock

The tool and equipment cabinets with viewing windows offer:

- Sturdy steel construction with high-quality enamel coating
- Different dimension variants (2 widths, 3 heights)
- Mounted on door with external hinges, approx. 180° opening angle
- Steel doors with viewing window made of acrylic glass (3 mm thick) for a direct view
- Exchangeable acrylic glass panes
- Very flexible arrangement of the interior fittings thanks to adjustability in 15 mm steps
- High load capacity of 70 kg per zinc-plated shelf (reinforced shelf can bear loads up to 110 kg), for reinforcements see page 224

"Ergo-Lock" grip lock

Improved operating safety, wear resistance, and an attractive appearance thanks to the grip lock (3-bolt latch) in black with 2 keys – the door can be closed simply by squeezing the grip lock

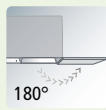
Cabinets that save money

Finding instead of searching = saves time and money!

- Ingeniously simple: The direct view of the cabinet's contents makes tedious searches and elaborate labeling unnecessary. Cabinets with viewing windows also tend to be kept in better order.
- C+P cabinets with viewing windows pay for themselves after just a short period of time - and then they even make you money by saving time and costs!
- They are also perfectly suited for the implementation of modern simplification and improvement concepts such as KAIZEN or CPI.



Doors made of acrylic glass



Door opening angle of 180°



Shelf load capacity 70 - 110 kg



Zinc-plated shelves

Tool cabinets with viewing windows

with doors on external hinges (door opening angle of 180°), incl. three-bolt grip lock **Ergo-Lock 4.0**



1. Dimensions and design

	500	500	700	700	930
Width	500	500	700	700	930
Depth	400	500	400	500	400
Height	1950	1950	1950	1950	1950
Interior dimensions HxWxD	1840 x 498 x 353	1840 x 498 x 453	1840 x 698 x 353	1840 x 698 x 453	1840 x 928 x 353
Shelves	4	4	4	4	4
CSC	4	4	5	5	5
Order no.	8900-055	8901-055	8910-055	8911-055	8920-055
Price					

+ Additional shelves

	495 x 352	495 x 452	695 x 352	695 x 452	925 x 352
Width x depth	495 x 352	495 x 452	695 x 352	695 x 452	925 x 352
Thickness 24 mm					
+ Order no.	+ 8900-80	+ 8901-80	+ 8910-80	+ 8911-80	+ 8920-80
+ Unit price					



2. Body and door color

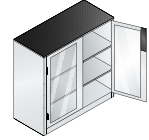
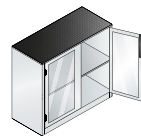
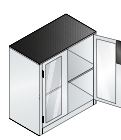


Please select (see end of catalog for color overview) **487**

Tool and equipment cabinets with viewing windows

Occasional cabinets with viewing windows

with doors on external hinges (door opening angle of 180°), incl. three-bolt grip lock **Ergo-Lock 4.0**, with corrugated rubber mat



1. Dimensions and design

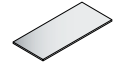
Width	930	1200	930	1200
Depth	500	500	500	500
Height	1000	1000	1200	1200
Interior dimensions HxWxD	855 x 928 x 453	855 x 1198 x 453	1055 x 928 x 453	1055 x 1198 x 453
Shelves	1	1	2	2
CSC	3	3	3	3
Order no.	8821-055	8831-055	8521-055	8531-055
Price				



Order no. 8521-055

+ Tops

made of MCPB, with corrugated rubber mat instead of steel top section



MCPB

for cabinet width	930	1200
Depth	500	500
Thickness 25 mm		
+ Order no.	+ 1124-1000	+ 2017-000
+ Addtl. charge		

2. Body and door color



Please choose (see end of catalog for color overview) **487**



930	930	930	1200	1200	1200	1200
500	600	800	400	500	600	800
1950	1950	1950	1950	1950	1950	1950
1840 x 928 x 453	1840 x 928 x 553	1840 x 928 x 753	1840 x 1198 x 353	1840 x 1198 x 453	1840 x 1198 x 553	1840 x 1198 x 753
4	4	4	4	4	4	4
5	5	6	6	6	6	6
8921-055	8922-055	8924-055	8930-055	8931-055	8932-055	8934-055



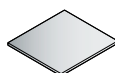
925 x 452

+ 8921-80



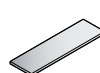
925 x 552

+ 8922-80



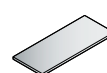
925 x 752

+ 8924-802



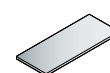
1195 x 352

+ 8930-80



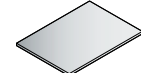
1195 x 452

+ 8931-80



1195 x 552

+ 8932-80



1195 x 752

+ 8934-802



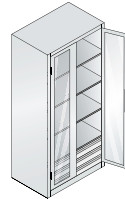
Order no. 8921-553



Order no. 8931-5530

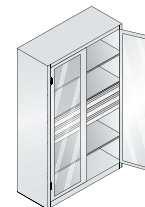
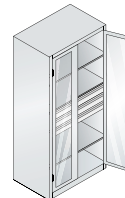
Extra-large tool cabinets with viewing windows

with doors on external door hinges (door opening angle 180°), 3 drawers with telescopic rail guide, fully extensible with approx. 50 kg load capacity/drawer, wall mounting necessary



1. Dimensions and design

Width	930	930	1200	1200
Depth	500	600	500	600
Height	1950	1950	1950	1950
Interior dimensions HxWxD	1840 x 928 x 453	1840 x 928 x 553	1840 x 1198 x 453	1840 x 1198 x 553
Shelves	4	4	4	4
Drawers	3	3	3	3
Drawer interior dimensions HxWxD	100 x 730 x 440	100 x 730 x 440	100 x 1000 x 440	100 x 1000 x 440
CSC	8	8	9	9
Order no.	8921-553	8922-553	8931-553	8932-553
Price				



1. Dimensions and design

Width	930	930	1200	1200
Depth	500	600	500	600
Height	1950	1950	1950	1950
Interior dimensions HxWxD	1840 x 928 x 453	1840 x 928 x 553	1840 x 1198 x 453	1840 x 1198 x 553
Shelves	3	3	3	3
Drawers	3	3	3	3
Drawer interior dimensions HxWxD	100 x 730 x 440	100 x 730 x 440	100 x 1000 x 440	100 x 1000 x 440
CSC	8	8	9	9
Order no.	8921-5530	8922-5530	8931-5530	8932-5530
Price				

Extra-large tool cabinets with viewing windows

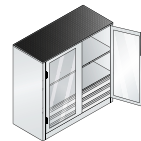


Order no. 8831-5535 + 8931-5713
(Drawer tidies/plastic boxes)









Extra-large occasional cabinets with viewing windows

with doors on external hinges (door opening angle 180°), 3 drawers with telescopic rail guide, fully extensible with approx. 50 kg load capacity/drawer, with corrugated rubber mat, wall mounting necessary



1. Dimensions and design		930	1200
Width		930	1200
Depth		500	500
Height		1000	1000
Interior dimensions HxWxD		855 x 928 x 453	855 x 1198 x 453
Shelves		2	2
Drawers		3	3
Drawer interior dimensions HxWxD		100 x 730 x 440	100 x 1000 x 440
CSC		3	3
Order no.		8821-5535	8831-5535
Price			

2. Body and door color  Please select (see end of catalog for color overview) 487

+ Additional shelves					
	Width x depth	925 x 452	925 x 552	1195 x 452	1195 x 552
	Thickness 24 mm + Order no. + Unit price	+ 8921-80	+ 8922-80	+ 8931-80	+ 8932-80

+ Accessories Drawer tidies, foam rubber mats, locks..... 225

The hazardous substance cabinets offer:

- Safe storage of small containers with water-polluting substances (no acid or lye)
- Doors resting on bolt hinges
- Sturdy steel construction with high-quality enamel coating
- Doors at the top and bottom with easy-to-clean ventilation hole pattern
- Protection against consequential costs at a low price
- Legally prescribed for many sectors (e.g. agricultural businesses)
- Collection trays tested according to the German Water Resources Act (WHG)



For water-polluting substances



Ergo-Lock 4.0 grip lock

Improved operating safety, wear resistance, and an attractive appearance thanks to the grip lock (3-bolt latch) in black with 2 keys – the door can be closed simply by squeezing the grip lock

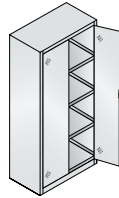


..... 204

Video at: www.cp.de/ergo-lock

Hazardous substance cabinets

with doors, with ventilation hole pattern, incl. three-bolt grip lock **Ergo-Lock 4.0**



1. Dimensions and design

	500	930	500	930
Width	500	930	500	930
Depth	500	500	500	500
Height	1950	1950	1950	1950
Interior dimensions HxWxD	1840 x 498 x 453	1840 x 928 x 453	1840 x 498 x 453	1840 x 928 x 453
Shelves	-	-	3	3
Zinc-plated trays	4	4	-	-
Polyethylene trays	-	-	4	4
Collection volume	10 l / tray	20 l / tray	10 l / tray	20 l / tray
CSC	4	5	4	5
Order no.	8901-315	8921-315	8901-316	8921-316
Price				

2. Body and door color




Please select (see end of catalog for color overview) 487

+ Additional tray or polyethylene tray

Tray zinc-plated, height 50 mm

Polyethylene tray with zinc-plated shelf, tray height 50 mm



	500	930	500	930
for cabinet width	500	930	500	930
Dimensions W x D	490 x 450	920 x 450	490 x 450	920 x 450
Collection volume	10 l / tray	20 l / tray	10 l / tray	20 l / tray
+ Order no.	+ 8901-3725	+ 8921-3725	+ 8901-3726	+ 8921-3726
+ Addtl. charge				



Order no. 8821-315
+ 8851-00 (corrugated rubber mat for top)

Hazardous substance cabinets



Trays tested acc. to WHG



Polyethylene tray:
load capacity 70 kg



Zinc-plated tray:
load capacity 80 kg

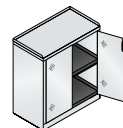
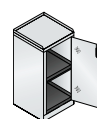
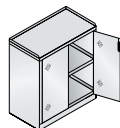
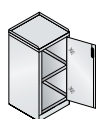


Order no. 8901-315

Order no. 8721-315
+ 8751-00 (corrugated rubber mat for top)

Occasional safety cabinets

with doors, with ventilation hole pattern, incl. three-bolt grip lock **Ergo-Lock 4.0**



1. Dimensions and design	500	930	500	930
Width	500	930	500	930
Depth	500	500	500	500
Height (incl. raised edge)	1000 (1020)	1000 (1020)	1000 (1020)	1000 (1020)
Interior dimensions HxWxD	855 x 498 x 453	855 x 928 x 453	855 x 498 x 453	855 x 928 x 453
Shelves	-	-	1	1
Zinc-plated trays	2	2	-	-
Polyethylene trays	-	-	2	2
Collection volume	10 l / tray	20 l / tray	10 l / tray	20 l / tray
CSC	2	3	2	3
Order no.	8721-315	8821-315	8721-316	8821-316
Price				

+ Corrugated rubber mat for top self-adhesive

for cabinet width
+ Order no.
+ Addtl. charge



500
+ 8751-00



930
+ 8851-00

Color recommendations without additional charge:

Body



RAL 7035
Light gray



RAL 6011
Reseda green



RAL 7035
Light gray

Fronts



RAL 7035
Light gray



RAL 6011
Reseda green



RAL 1023
Traffic yellow

CSC = color surcharge code number



The open-front container cabinets offer:

- Sturdy steel construction with high-quality enamel coating
- Wide range of different dimensions and container hardware for any application
- Door mounting bracket with approx. 110° opening angle (except models on page 246/247 = 180°)
- Central door reinforcement for high stability
- Very flexible arrangement of the interior fittings thanks to adjustability in 10 mm steps (except for model 8931-501 and -502 = 15 mm steps)
- Load capacity per zinc-plated shelf: 70 kg
- Load capacity per shorter shelf: 50 kg
- Cabinet load capacity 450 kg
- Wall mounting is required for sturdy and secure positioning. The fastening method depends on the wall material. Please use screws and dowels that are suitable for the respective type of wall (not included)
- Cabinet models with open-front containers are available in 9 appealing standard colors
- Cabinets with drawer block, 3 drawers with telescopic rail guide, fully extendable, 50 kg load capacity/drawer



Extra-large cabinets with doors on external door hinges (door opening angle 180°)



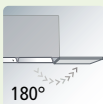
Order no. 130276-64

Video at:
www.cp.de/ergo-lock



Ergo-Lock 4.0 grip lock 204

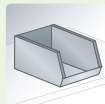
Improved operating safety, wear resistance, and an attractive appearance thanks to the grip lock (3-bolt latch) in black with 2 keys – the door can be closed simply by squeezing the grip lock



180°
Door opening angle of 180°



50
Shelf load capacity 50 kg



Open-front containers

The open-front and shelf containers offer:

- Smooth inner surfaces and recessed grip on the rear panel designed for practical use
- Stacking lugs facilitate stacking without slippage
- The slightly roughened bottom ensures non-slip transport on conveyor belts
- The open-front containers are made of polypropylene (up to -20°C/+90°C, food-safe and oil-resistant). Available in 7 practical sizes and in the cadmium-free colors red and blue
- Can also be fitted with protective label covers, dust covers, front panels, and carrying bars as well as vertical dividers for more versatile organization



Shelf containers



Open-front containers

Open-front container cabinets



Open-front containers



Open-front containers

in bulk, incl. labels

1. Dimensions								
Size		1	2	3	4	5	6	7
Outside dimensions H x W x D		50 x 102 x 85	75 x 103 x 160	125 x 150 x 230	145 x 210 x 350	200 x 210 x 350	145 x 315 x 500	200 x 315 x 500
Packaging unit		60 units	40 units	20 units	10 units	10 units	8 units	6 units
Color red								
Order no.		8920-59153	8920-59253	8920-59353	8920-59453	8920-59553	8920-59653	8920-59753
Price								
Color blue								
Order no.		8920-59155	8920-59255	8920-59355	8920-59455	8920-59555	8920-59655	8920-59755
Price								
+ Protective label cover (1 packaging unit = 50 sheets)								
+ Order no.		+ 8920-59105	+ 8920-59205	+ 8920-59305	+ 8920-59405	+ 8920-59505	+ 8920-59605	+ 8920-59705
+ Addtl. charge								
+ Dust cover (1 packaging unit = 10 units)								
+ Order no.		+ 8920-59101	+ 8920-59201	+ 8920-59301	+ 8920-59401	+ 8920-59501	+ 8920-59601	+ 8920-59701
+ Addtl. charge								
+ Vertical dividers (1 packaging unit = 10 units)								
+ Order no.		-	-	-	+ 8920-59402	+ 8920-59502	-	+ 8920-59702
+ Addtl. charge								
+ Carrying bar (1 packaging unit = 10 units)								
+ Order no.		-	-	-	-	-	+ 8920-59606	+ 8920-59706
+ Addtl. charge								
+ Front panel (1 packaging unit = 10 units)								
+ Order no.		+ 8920-59104	+ 8920-59204	+ 8920-59304	+ 8920-59404	+ 8920-59504	+ 8920-59604	+ 8920-59704
+ Addtl. charge								



Protective label cover



Dust cover



Horizontal divider



Carrying bar



Front pane

Open-front container cabinets



Order no. 134013-24








Order no. 134013-21

Open-front container cabinets

with doors, incl. three-bolt grip lock **Ergo-Lock 4.0**, shelves adjustable in 10 mm steps






1. Dimensions and design

					
Width	700	700	700	700	700
Depth	300	300	300	300	300
Height	830	830	830	830	830
Interior dimensions HxWxD	770 x 695 x 250	770 x 695 x 250	770 x 695 x 250	770 x 695 x 250	770 x 695 x 250
Shelves	4	5	6	3	6
Open-front containers	18 x size 2 red 12 x size 2 blue	24 x size 2 red 8 x size 3 blue	42 x size 2 blue	-	-
CSC	3	3	3	3	3
Order no.	134013-23	134013-24	134013-21	134013-22	134013-20
Price					

Open-front container shelving

Shelving units are cabinets without doors, shelves adjustable in 10 mm steps










1. Dimensions and design

					
Width	700	700	700	700	700
Depth	300	300	300	300	300
Height	830	830	830	830	830
Interior dimensions HxWxD	770 x 695 x 250	770 x 695 x 250	770 x 695 x 250	770 x 695 x 250	770 x 695 x 250
Shelves	4	5	6	3	6
Open-front containers	18 x size 2 red 12 x size 2 blue	24 x size 2 red 8 x size 3 blue	42 x size 2 blue	-	-
CSC	2	2	2	2	2
Order no.	134013-03	134013-04	134013-01	134013-02	134013-00
Price					

2. Body and door color

Available in the following colors. Please select (see end of catalog).....

487

Light gray RAL 7035	Black gray RAL 7021	Light blue RAL 5012	Reseda green RAL 6011	Gentian blue RAL 5010
				
Fire red RAL 3000	Ruby red RAL 3003	Water blue RAL 5021	White aluminum RAL 9006	
				

+ Accessories

Additional shelves..... 241


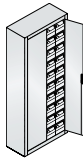


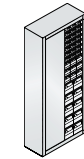


Order no. 133944-25

Open-front container cabinets

with three-bolt grip lock **Ergo-Lock 4.0**, shelves adjustable in 10 mm steps, wall mounting necessary


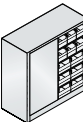
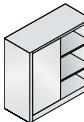
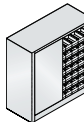
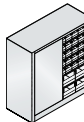
1. Dimensions and design

						
Width	700	700	700	700	700	
Depth	300	300	300	300	300	
Height	1690	1690	1690	1690	1690	
Interior dimensions HxWxD	1620 x 695 x 250	1620 x 695 x 250	1620 x 695 x 250	1620 x 695 x 250	1620 x 695 x 250	
Shelves	9	9	9	11	13	
Open-front containers	20 x size 3 red 20 x size 3 blue	12 x size 3 red 28 x size 3 blue	45 x size 1 red 45 x size 1 blue 24 x size 2 red 24 x size 2 blue	36 x size 2 red 24 x size 3 blue	18 x size 2 red 20 x size 3 blue 18 x size 1 red 18 x size 1 blue	
CSC	5	5	5	5	5	
Order no.	133413-22	133413-28	133413-24	133413-23	133413-27	
Price						

Occasional cabinets with open-front containers

with doors, incl. three-bolt grip lock **Ergo-Lock 4.0**, shelves adjustable in 10 mm steps










1. Dimensions and design

						
Width	1000	1000	1000	1000	1000	
Depth	420	420	420	420	420	
Height	1000	1000	1000	1000	1000	
Interior dimensions HxWxD	890 x 995 x 370	890 x 995 x 370	890 x 995 x 370	890 x 995 x 370	890 x 995 x 370	
Shelves	4	4	2	6	6	
Open-front containers	18 x size 3 red 12 x size 3 blue	12 x size 3 red 12 x size 4 blue	-	36 x size 2 red 27 x size 2 blue	45 x size 2 red 12 x size 3 blue	
CSC	4	4	4	4	4	
Order no.	133944-22	133944-23	133944-21	133944-24	133944-25	
Price						

2. Body and door color

Available in the following colors. Please select (see end of catalog).....

487

Light gray RAL 7035	Black gray RAL 7021	Light blue RAL 5012	Reseda green RAL 6011	Gentian blue RAL 5010
				
Fire red RAL 3000	Ruby red RAL 3003	Water blue RAL 5021	White aluminum RAL 9006	
				

+ Accessories

Corrugated rubber mat..... 241


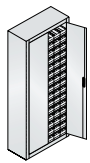
Open-front container cabinets



Order no. 133944-22

Open-front container sizes (H x W x D):

- 1: 50 x 102 x 85 mm
- 2: 75 x 103 x 160 mm
- 3: 125 x 150 x 230 mm
- 4: 145 x 210 x 350 mm
- 5: 200 x 210 x 350 mm
- 6: 145 x 315 x 500 mm
- 7: 200 x 315 x 500 mm



The **Ergo-Lock 4.0** grip lock (three-bolt latch) in an appealing ergonomic design

700	700	700	700
300	300	300	300
1690	1690	1690	1690
1620 x 695 x 250	1620 x 695 x 250	1620 x 695 x 250	1620 x 695 x 250
14	15	17	6
42 x size 2 red 48 x size 2 blue	48 x size 2 red 48 x size 2 blue	30 x size 1 red 30 x size 1 blue 24 x size 2 red 24 x size 2 blue	none
5	5	5	5
133413-25	133413-29	133413-210	133413-20

+ Corrugated rubber mat for top

for occasional cabinets and shelves, self-adhesive



Width x Depth	700 x 300	1000 x 420
+ Order no.	+ 134013-701	+ 133944-701
+ Unit price		

+ Additional shelves



for cabinet width	700	1000
Thickness in mm	15	25
+ Order no.	+ 130013-81	+ 130044-81
+ Unit price		



Order no. 133413-210



**Open-front container sizes
(H x W x D):**

- 1: 50 x 102 x 85 mm
- 2: 75 x 103 x 160 mm
- 3: 125 x 150 x 230 mm
- 4: 145 x 210 x 350 mm
- 5: 200 x 210 x 350 mm
- 6: 145 x 315 x 500 mm
- 7: 200 x 315 x 500 mm

Order no. 133413-010

Open-front container shelving

Shelving units are cabinets without doors, shelves adjustable in 10 mm steps, wall mounting necessary

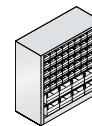
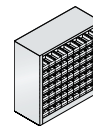
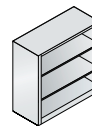
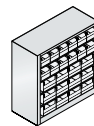
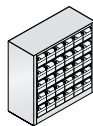


1. Dimensions and design

	700	700	700	700
Width	700	700	700	700
Depth	300	300	300	300
Height	1690	1690	1690	1690
Interior dimensions HxWxD	1620 x 695 x 250	1620 x 695 x 250	1620 x 695 x 250	1620 x 695 x 250
Shelves	9	9	9	11
Open-front containers	20 x size 3 red 20 x size 3 blue	12 x size 3 red 28 x size 3 blue	45 x size 1 red 45 x size 1 blue 24 x size 2 red 24 x size 2 blue	36 x size 2 red 24 x size 3 blue
CSC	4	4	4	4
Order no.	133413-02	133413-08	133413-04	133413-03
Price				

Occasional shelving with open-front containers

Shelving units are cabinets without doors, shelves adjustable in 10 mm steps



1. Dimensions and design

	1000	1000	1000	1000	1000
Width	1000	1000	1000	1000	1000
Depth	420	420	420	420	420
Height	1000	1000	1000	1000	1000
Interior dimensions HxWxD	890 x 995 x 370	890 x 995 x 370	890 x 995 x 370	890 x 995 x 370	890 x 995 x 370
Shelves	4	4	2	6	6
Open-front containers	18 x size 3 red 12 x size 3 blue	12 x size 3 red 12 x size 4 blue	-	36 x size 2 red 27 x size 2 blue	45 x size 2 red 12 x size 3 blue
CSC	3	3	3	3	3
Order no.	133944-02	133944-03	133944-01	133944-04	133944-05
Price					

+ Accessories

Corrugated rubber mat..... **241**

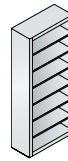
Open-front container shelving



Order no. 133944-05



Order no. 133944-02



700	700	700	700	700
300	300	300	300	300
1690	1690	1690	1690	1690
1620 x 695 x 250	1620 x 695 x 250	1620 x 695 x 250	1620 x 695 x 250	1620 x 695 x 250
13	14	15	17	6
18 x size 2 red 20 x size 3 blue 18 x size 1 red 18 x size 1 blue	42 x size 2 red 48 x size 2 blue	48 x size 2 red 48 x size 2 blue	30 x size 1 red 30 x size 1 blue 24 x size 2 red 24 x size 2 blue	-
4	4	4	4	4
133413-07	133413-05	133413-09	133413-010	133413-00

2. Body and door color

Available in the following colors.
Please select
(see end of catalog) **487**

Light gray RAL 7035	Black gray RAL 7021	Light blue RAL 5012	Reseda green RAL 6011	Gentian blue RAL 5010
Fire red RAL 3000	Ruby red RAL 3003	Water blue RAL 5021	White aluminum RAL 9006	

+ Additional shelves



for cabinet width	700	1000
Thickness in mm	15	25
+ Order no.	+ 130013-81	+ 130044-81
+ Unit price		



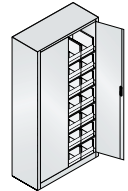

Order no. 133113-22



Order no. 133113-23

Open-front container cabinets

hinged doors incl. three-bolt grip lock
Ergo-Lock 4.0, shelves adjustable in
10 mm steps, wall mounting necessary

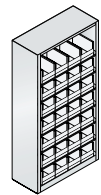
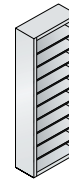




1. Dimensions and design

Width	700	700	700	700	1000
Depth	300	300	300	300	420
Height	1980	1980	1980	1980	1980
Interior dimensions HxWxD	1910 x 695 x 250	1910 x 695 x 250	1910 x 695 x 250	1910 x 695 x 250	1870 x 995 x 370
Shelves	11	15	18	9	6
Open-front containers	24 x size 3 red 24 x size 3 blue	60 x size 2 red 24 x size 3 blue	60 x size 2 red 54 x size 2 blue	-	16 x size 5 red 12 x size 5 blue
CSC	5	5	5	5	5
Order no.	133113-21	133113-22	133113-23	133113-20	133144-22
Price					

Open-front container shelving

Shelving units are cabinets without doors,
shelves adjustable in 10 mm steps,
wall mounting necessary



1. Dimensions and design

Width	700	700	700	700	1000
Depth	300	300	300	300	420
Height	1980	1980	1980	1980	1980
Interior dimensions HxWxD	1910 x 695 x 250	1910 x 695 x 250	1910 x 695 x 250	1910 x 695 x 250	1870 x 995 x 370
Shelves	11	15	18	9	6
Open-front containers	24 x size 3 red 24 x size 3 blue	60 x size 2 red 24 x size 3 blue	60 x size 2 red 54 x size 2 blue	-	16 x size 5 red 12 x size 5 blue
CSC	4	4	4	4	4
Order no.	133113-01	133113-02	133113-03	133113-00	133144-02
Price					

2. Body and door color

Available in the following colors.
Please select
(see end of catalog).....

487

Light gray
RAL 7035



Black gray
RAL 7021



Light blue
RAL 5012



Reseda green
RAL 6011



Gentian blue
RAL 5010



Cabinets and shelving with open-front containers



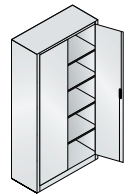
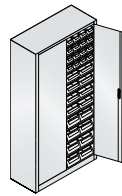
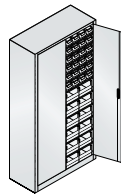
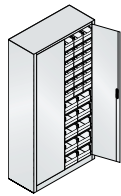
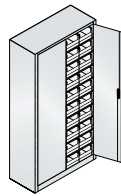
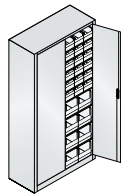
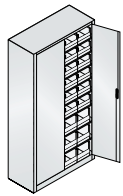
Order no. 133144-23

Open-front container sizes (H x W x D):

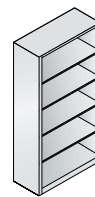
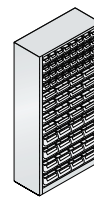
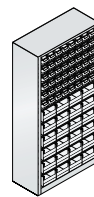
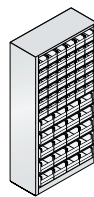
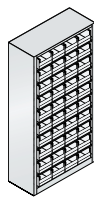
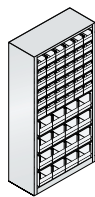
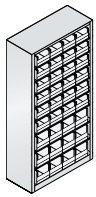
- 1: 50 x 102 x 85 mm
- 2: 75 x 103 x 160 mm
- 3: 125 x 150 x 230 mm
- 4: 145 x 210 x 350 mm
- 5: 200 x 210 x 350 mm
- 6: 145 x 315 x 500 mm
- 7: 200 x 315 x 500 mm

Shelf container sizes (outside dimensions H x W x D):

- RK 3109: 90 x 117 x 300 mm
- RK 3209: 90 x 234 x 300 mm
- RK 3214: 140 x 234 x 300 mm



1.	1000	1000	1000	1000	1000	1000	1000
	420	420	420	420	420	420	420
	1980	1980	1980	1980	1980	1980	1980
	1870 x 995 x 370	1870 x 995 x 370	1870 x 995 x 370	1870 x 995 x 370	1870 x 995 x 370	1870 x 995 x 370	1870 x 995 x 370
	8	8	9	9	11	12	4
	24 x size 4 red 12 x size 5 blue	30 x size 3 red 16 x size 5 blue	20 x size 4 red 20 x size 4 blue	30 x size 3 red 20 x size 4 blue	48 x RK 3109 blue 12 x size 4 red 12 x size 4 blue	40 x RK 3109 blue 16 x RK 3209 blue 16 x RK 3214 blue	-
	5	5	5	5	5	5	5
	133144-23	133144-25	133144-24	133144-27	133144-29	133144-28	133144-20



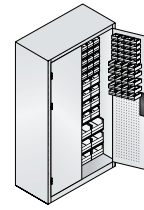
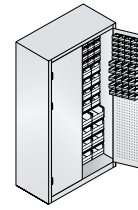
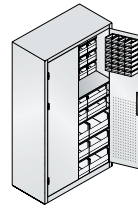
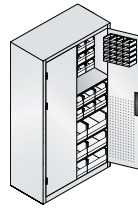
1.	1000	1000	1000	1000	1000	1000	1000
	420	420	420	420	420	420	420
	1980	1980	1980	1980	1980	1980	1980
	1870 x 995 x 370	1870 x 995 x 370	1870 x 995 x 370	1870 x 995 x 370	1870 x 995 x 370	1870 x 995 x 370	1870 x 995 x 370
	8	8	9	9	11	12	4
	24 x size 4 red 12 x size 5 blue	30 x size 3 red 16 x size 5 blue	20 x size 4 red 20 x size 4 blue	30 x size 3 red 20 x size 4 blue	48 x RK 3109 blue 12 x size 4 red 12 x size 4 blue	40 x RK 3109 blue 16 x RK 3209 blue 16 x RK 3214 blue	-
	4	4	4	4	4	4	4
	133144-03	133144-05	133144-04	133144-07	133144-09	133144-08	133144-00

2.	Fire red	Ruby red	Water blue	White aluminum
	RAL 3000	RAL 3003	RAL 5021	RAL 9006

+ **Accessories**
Additional shelves..... 243

Extra-large cabinets

hinged doors on external hinges, opening angle of 180°, incl. three-bolt grip lock **Ergo-Lock 4.0**, shelves adjustable in 10 mm steps, with model 8931-502 in 15 mm steps, wall mounting required

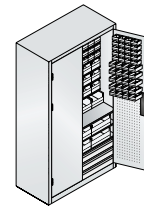
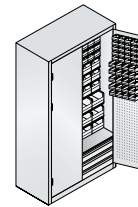
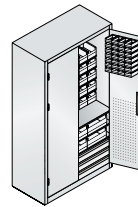
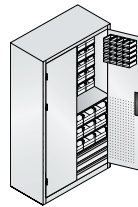


1. Dimensions and design

Width	1100	1100	1100	1100
Depth	535	535	535	535
Height	1950	1950	1950	1950
Shelves	9	9	11	11
Shorter shelves	7	5	8	11
Mounting rails	5 per door	7 per door	10 per door	10 per door
Open-front containers	40 x size 2 blue 28 x size 3 red 15 x size 4 blue 9 x size 7 red	56 x size 2 red 35 x size 3 blue 6 x size 6 red 9 x size 7 blue	40 x size 1 red 80 x size 2 blue 28 x size 3 red 20 x size 4 blue	40 x size 1 red 90 x size 2 blue 28 x size 3 red 15 x size 4 blue
CSC	6	6	6	6
Order no.	130276-65	130276-66	130276-61	130276-62
Price				

Extra-large cabinets with drawers

hinged doors on external hinges, opening angle of 180°, incl. three-bolt grip lock **Ergo-Lock 4.0**, load capacity of 50 kg per drawer, shelves adjustable in 10 mm steps, with model 8931-501 in 15 mm steps, wall mounting required



1. Dimensions and design

Width	1100	1100	1100	1100
Depth	535	535	535	535
Height	1950	1950	1950	1950
Shelves	7	7	9	9
Shorter shelves	6	4	8	6
Mounting rails	5 per door	7 per door	10 per door	10 per door
Open-front containers	40 x size 2 blue 28 x size 3 red 15 x size 4 blue	56 x size 2 red 35 x size 3 blue 6 x size 6 red	40 x size 1 red 70 x size 2 blue 21 x size 3 red 15 x size 4 blue	40 x size 1 red 70 x size 2 blue 21 x size 3 red 5 x size 4 blue 6 x size 6 red
Drawers	3	3	3	3
CSC	9	9	9	9
Order no.	130276-67	130276-68	130276-63	130276-64
Price				

2. Body and door color

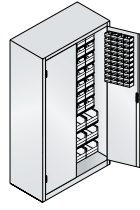
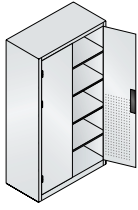
Available in the following colors. Please select (see end of catalog)..... **487**

Light gray RAL 7035	Black gray RAL 7021	Light blue RAL 5012	Reseda green RAL 6011
Gentian blue RAL 5010	Fire red RAL 3000	Ruby red RAL 3003	
Water blue RAL 5021	White aluminum RAL 9006		

+ Additional drawer tidies **229**



Extra-large cabinets with open-front containers

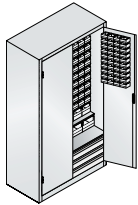


1.

1100	1200
535	500
1950	1950
4	9
-	7
-	10 per door
-	each 40 x size 1 red/blue 21 x size 3 blue 28 x size 3 red 10 x size 4 blue 5 x size 4 red
6	9
130276-613	8931-502




Order no. 8931-502



1.

1200
500
1950
10
9
10 per door
each 40 x size 1 red/blue 44 x size 2 red 44 x size 2 blue 7 x size 3 red 5 x size 4 blue
3
9
8931-501



Order no. 130276-64

+ Drawer tidies

Plastic boxes for small parts, 63 mm high



	1100	1200
for cabinet width	535	500
for cabinet depth		
Boxes	8x 162 x 108 mm 8x 108 x 108 mm 16x 54 x 54 mm 20x 108 x 54 mm	8x 162 x 108 mm 8x 108 x 108 mm 16x 54 x 54 mm 24x 108 x 54 mm
+ Order no.	+ 130076-5713	+ 8931-5713
+ Unit price		

